


Durably Energy Saving High Durability Caster 640S

The durability of swiveling is dramatically improved by a thrust bearing adapted to the swivel section, providing solid support for heavy-duty use cases, including AGVs and AMRs.



640S-NRB75

List of Products



Viewable
JP / EN / CN

Swivel durability improved to over 10X.

The load capacity is increased by adapting a thrust bearing that receives the load vertically with steel balls, which also improves swivel durability.



Swivel starting force cut down to 50%.

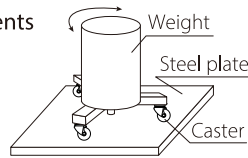
Reducing the drive energy by lighter swivel starting force improves the operational efficiency of AGVs and AMRs.



NEW

Swivel durability improved to over 10X.

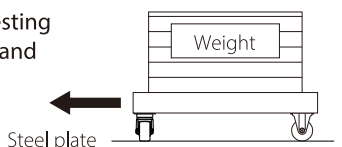
Performed repetitive swivel movements on a 450mm diameter circle while a weight is loaded on three casters.



Test sample	Swivel durability test Total Load : 600daN (200daN per caster)		
	50,000 times	100,000 times	1,000,000 times
Existing product	No concerns	Test stopped due to swivel failure	-
640S (NRB)	No concerns	No concerns	No concerns

Swivel starting force cut down to 50%.

Four casters are mounted on the testing machine, a load is loaded on them and the tensile force is measured from the push-pull.



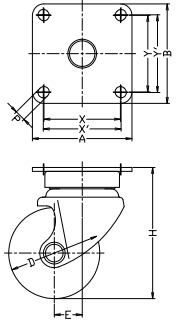
Test sample	Swivel starting force		Resistance coefficient
	300daN	500daN	
Existing product	4.38	7.96	0.0153
640S (NRB)	1.98	3.47	0.0068

High Durability Caster 640S 50/65/75mm

RoHS

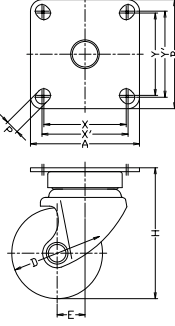
Swivel 640S

Swivel type
Body : Unichrome coated



Swivel 640 1S

Swivel type
Body : Unichrome coated



Scan below QR code to view our instruction video.



Caster type	Product code			Load Capacity 1pc(daN)	Overall height H mm	Top plate AxB mm	Fitting Pitch XxY(X'xY') mm	Fastening hole dia. P mm	Offset E mm	Swivel radius mm
	Model No.	Wheel	Size (mm)							
Swivel	640 S	-	<input type="checkbox"/> 50	320	88	82x82	63x63 (64x64)	8.8	20	48
Swivel	640 S	-	<input type="checkbox"/> 65	320	98	82x82	63x63 (64x64)	8.8	22	58
Swivel	640 S	-	<input type="checkbox"/> 75	320	108	82x82	63x63 (64x64)	8.8	23	63
Swivel	640 1S	-	<input type="checkbox"/> 50	320	88	90x90	68x68 (71x71)	11	20	48
Swivel	640 1S	-	<input type="checkbox"/> 65	320	98	90x90	68x68 (71x71)	11	22	58
Swivel	640 1S	-	<input type="checkbox"/> 75	320	108	90x90	68x68 (71x71)	11	23	63

Wheels Please specify your wheel type from below.

NRB  **Nylon**
solid type
double ball bearing

BAU  **Urethane**
(thermosetting)
aluminum hub
ball bearing

PB  **Phenolic**
solid type
roller bearing

Please consult our sale offices below for more details.


HAMMER CASTER
● Manufacturing Factory
Headquarters factory
4-7-35, Nishi-Iwata, Higashi-Osaka, Osaka 578-0947 Japan
Hirakata factory
3-2-1, Shodaaidajika, Hirakata, Osaka 573-1132 Japan

HAMMER CASTER SALES
● Hammer Caster Sales Co., Ltd. (as Sales company)
Tokyo Branch
6-5-4, Shimbashi, Minato-ku, Tokyo 105-0004 Japan
Osaka Branch
1-2-6, Aramoto, Higashi-Osaka, Osaka 577-0023 Japan

23.07 HC · SP

■ Please feel free to ask for any caster consultancy.
E-mail : info@hammer-caster.co.jp
Web : www.hammer-caster.com

■ Click and follow our official SNS accounts.
 www.facebook.com/hammercasterofficial/

 www.instagram.com/hammer_caster_official/