

Durably Energy Saving High Durability Caster **640S**


The durability of swiveling is dramatically improved by a thrust bearing adapted to the swivel section, providing solid support for heavy-duty use cases, including AGVs and AMRs.



640S-NRB75

Swivel durability improved to over 10X.

The load capacity is increased by adapting a thrust bearing that receives the load vertically with steel balls, which also improves swivel durability.



Swivel starting force cut down to 50%.

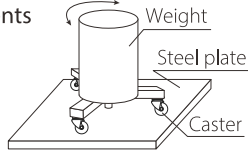
Reducing the drive energy by lighter swivel starting force improves the operational efficiency of AGVs and AMRs.



NEW

Swivel durability improved to over 10X.

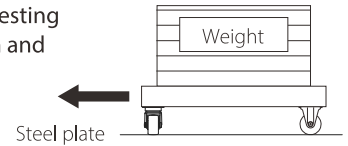
Performed repetitive swivel movements on a 450mm diameter circle while a weight is loaded on three casters.



Test sample	Swivel durability test			Total Load : 600daN (200daN per caster)
	50,000 times	100,000 times	1,000,000 times	
Existing product	No concerns	Test stopped due to swivel failure	-	
640S (NRB)	No concerns	No concerns	No concerns	

Swivel starting force cut down to 50%.

Four casters are mounted on the testing machine, a load is loaded on them and the tensile force is measured from the push-pull.



Test sample	Swivel starting force		Resistance coefficient
	300daN	500daN	
Existing product	4.38	7.96	0.0153
640S (NRB)	1.98	3.47	0.0068

High Durability Caster 640S **50/65/75mm** **RoHS**

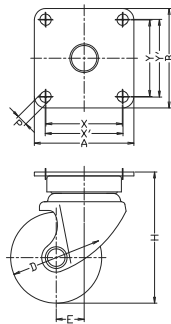
Swivel

640S

Swivel type
Body : Unichrome coated



640S-NRB75



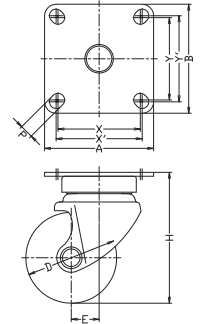
Swivel

640 1S

Swivel type
Body : Unichrome coated



640 1S-NRB75



Caster type	Product code			Load Capacity 1pc(daN)	Overall height	Top plate	Fitting Pitch	Fastening hole dia.	Offset	Seivel radius
	Model No.	Wheel	Size (mm)		H mm	AxB mm	XxY(X'xY') mm	P mm	E mm	mm
Swivel	640 S	-	<input type="checkbox"/> 50	320	88	82x82	63x63 (64x64)	8.8	20	48
Swivel	640 S	-	<input type="checkbox"/> 65	320	98	82x82	63x63 (64x64)	8.8	22	58
Swivel	640 S	-	<input type="checkbox"/> 75	320	108	82x82	63x63 (64x64)	8.8	23	63
Swivel	640 1S	-	<input type="checkbox"/> 50	320	88	90x90	68x68 (71x71)	11	20	48
Swivel	640 1S	-	<input type="checkbox"/> 65	320	98	90x90	68x68 (71x71)	11	22	58
Swivel	640 1S	-	<input type="checkbox"/> 75	320	108	90x90	68x68 (71x71)	11	23	63

Wheels Please specify your wheel type from below.

NRB



Nylon
solid type
double ball bearing

BAU



Urethane
(thermosetting)
aluminum hub
ball bearing

PB



Phenolic
solid type
roller bearing

Please consult our sale offices below for more details.



HAMMER CASTER

● Manufacturing Factory

Headquarters factory
4-7-35, Nishi-Iwata, Higashi-Osaka, Osaka 578-0947 Japan
Hirakata factory
3-2-1, Shodaidajika, Hirakata, Osaka 573-1132 Japan

HAMMER CASTER SALES

● Hammer Caster Sales Co., Ltd. (as Sales company)

Tokyo Branch
6-5-4, Shimbashi, Minato-ku, Tokyo 105-0004 Japan
Osaka Branch
10-35, Shinjo-Nishi, Higashi-Osaka, Osaka 578-0964 Japan

23.07 HC · SP

■ Please feel free to ask for any caster consultancy.

E-mail : info@hammer-caster.co.jp
Web : www.hammer-caster.com

■ Click and follow our official SNS accounts.



www.facebook.com/hammercasterofficial/



www.instagram.com/hammer_caster_official/